



Informations on accessibility

3. Queerfilmfest Kassel

Version: 1.1 (April 9, 2026)

Barriers can take many forms: physical obstacles, difficult-to-understand language, or a lack of consideration in everyday life. They make it harder for people to access events and services. Our goal is to make these barriers visible and, where possible, to remove them – for better accessibility, understanding, and participation for everyone.

Since film screenings are at the heart of our festival, we strive to include accessibility information in all our printed and digital materials. This includes not only content notes but also information on the availability of our films via the Greta & Starks app (see gretaundstarks.de). Unfortunately, not all films in our program are accessible through these tools, as not all distributors provide the necessary information.

The following pages contain information on:

- Access to the BALi cinemas,
- Information on potential barriers (e.g., door widths, restrooms),
- A floor plan of the entire premises,
- Photos of these for your convenience!

Addressing the issue of accessibility barriers and developing informational materials like this one is still new territory for us as a festival. While we have sought advice, we are aware that not all aspects have been adequately covered and that we may have overlooked some things. This is precisely why the post-festival evaluation and your feedback are so important. You can send us your comments, criticisms, and praise via email (awareness@queerfilmfest-kassel.de), social media (Instagram [@queerfilmfest.kassel](https://www.instagram.com/queerfilmfest.kassel) and Bluesky [@queerfilmfestks.bsky.social](https://www.bsky.app/profile/queerfilmfestks.bsky.social)), or anonymously (<https://tellyonym.me/queerfilmfestkassel>). We also hope, of course, that the festival will once again inspire people to join our planning group and the association. Therefore, personal contact and independent participation are both possible and encouraged.

Contact information for the Awareness Working Group:

Questions and feedback to: awareness@queerfilmfest-kassel.de

Anonymous feedback via: <https://tellyonym.me/queerfilmfestkassel>


Getting to the Festival

The festival takes place at the BALi cinemas in Kassel Hauptbahnhof (Central Station) (Rainer-Dierichs-Platz 1, 34117 Kassel). It is accessible by some public transport options:

- Bus lines 10, 14, 16, 17, 30, 32, 37, 38, 52, 55, 100, 110, and 500 stop directly in front of the station. Lines 52, 55, 100, and 500 run directly from the long-distance train station Kassel-Wilhelmshöhe to Kassel Hauptbahnhof.
- The tram stop "Scheidemannplatz" is located approximately 300 meters from the main train station. Tram 7, as well as regional trams RT1 and RT4, stop here.
- Long-distance ICE and IC trains, as well as some regional trains, stop at Kassel-Wilhelmshöhe station. From there, you can continue your journey towards Kassel Hauptbahnhof using local trains. These include the RE5, RE30, RE39, and RE98 regional express trains, as well as the RT5 regional tram. An elevator is available for the regional tram platform.
- If you are arriving by car, there is a large parking area (unfortunately, parking is subject to a fee) on the left side of the main entrance. There are three disabled parking spaces on the right side of the station forecourt.
- You can order a taxi 24/7 by calling these numbers: (0049) 0561-989898; 0561-881111; 0561-779898; 0561-4750005.

Access to the BALi Cinemas

- The BALi Cinema is located on the 1st floor of the Hauptbahnhof, on the right-hand side when entering from the main entrance.
- Access via the **stairs**:




- Access via the **elevator**:

Glass door to the left of the stairs

There is a doorbell on the left side of the door; ring at “Bali Kinokasse” (bottom doorbell sign), then the door will open with a buzzer.



You are now in a stairwell,
the elevator is located here.



Then take the elevator to the 1st floor.



Left: Entrance to the foyer (door width 90 cm, small step at the door)

Right: Entrance to the restrooms, the small BALi (a small, informal dining area), and step-free access to the foyer



Foyer:
Door widths: 150cm



The cinemas

Large BALi

Door width: 150 cm



18 seats in row 5 are accessible without steps




Small BALi

Access via stairs or level access at the end of the foyer (see arrow)

Door width: 90 cm



10 seats in row 1 accessible without steps (directly in front of the screen)



Accessible restrooms

There are three restrooms in the corridor on the right side of the small BALI building. The middle restroom is wheelchair accessible.



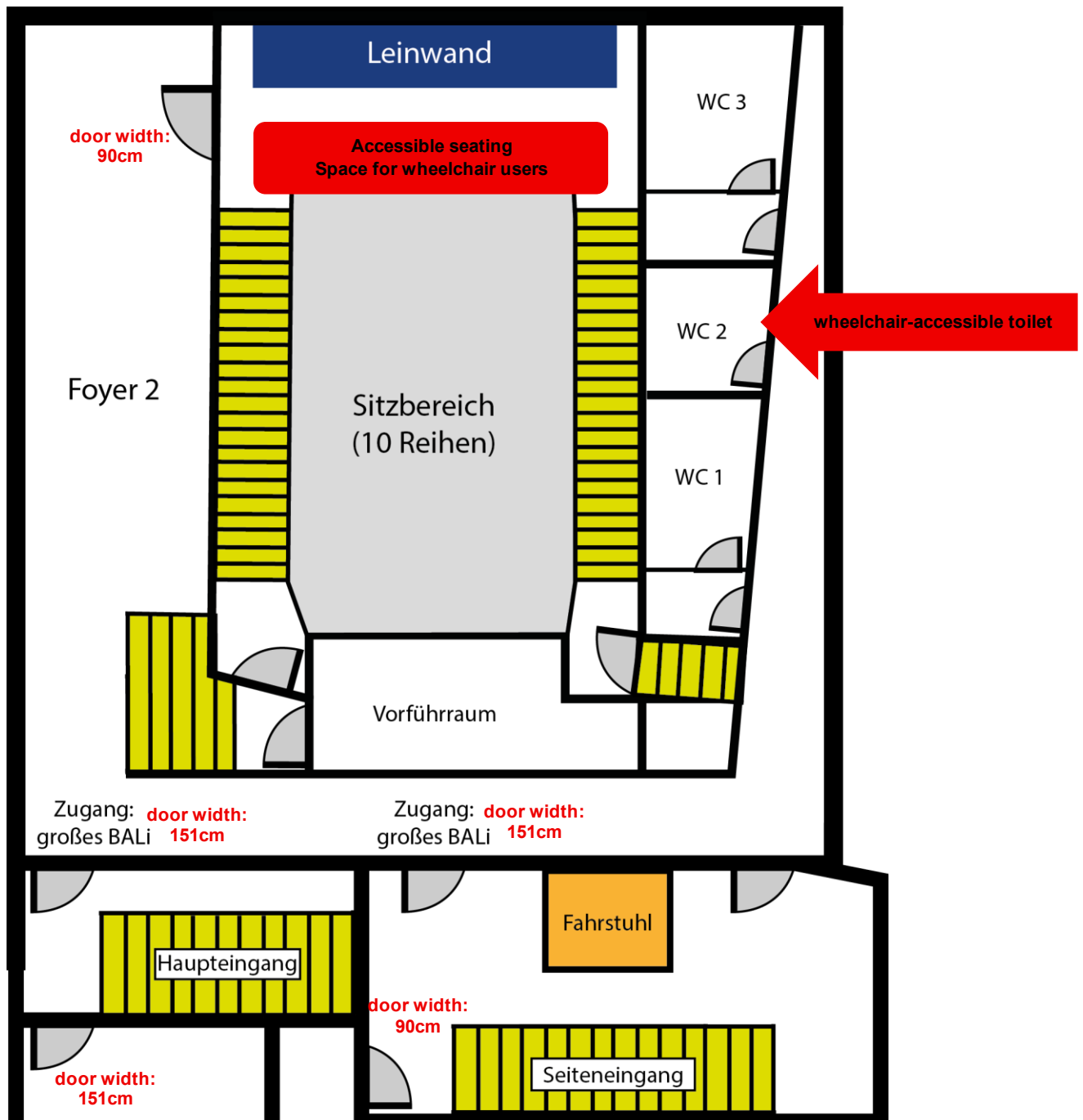
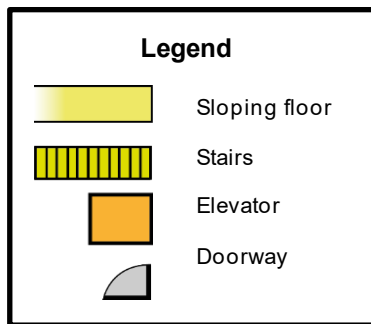
Unfortunately, access requires obtaining a separate key at the counter.





Floor plan of all premises

Small BALi, Foyer 2, Stairwell and Main Entrance



Large BALi, Foyer 1, Stairwell and Main Entrance

